


Blackwater Community School

Pobalscoil na hAbhann Móire
Lismore, Co. Waterford



Committed to
Quality Education.

June 2019

Dear Parent/Guardian

As a student of BCS the following payments are required annually to cover -

Locker
Insurance (24 hour cover)
Journal/PR book
Study Clix online
Phone App
Exam Stationary
Photocopying

Payments of €70 per single student - €120 per family to be made by Friday 16th August, 2019.

Methods of payment:

(1) Online through Easy Payments (please follow instructions which are available on school app)

(2) Through Office

**Please return slip and costs if paying through Office
(If paying online no slip required)**

Student Expenses 2019-2020

I enclose **€70 Single** **€120 Family**

Student Name: _____ Year 19-20 _____

Please list the students covered by family payment:

Parent/Guardian Signature: _____ Date: _____

Denis Ring
Principal

Tel: (058) 53620

(058) 54349

Fax: (058) 53813

Email:

bcsmainoffice@eircom.net

Web: blackwatercs.com

Principal: Denis Ring
Donncadh Uas. Ó Rinn

Deputy Principals:

Maurice Geary

Muiris Ó Gadhra

Maria O'Brien

Máire Uí Bhriain



Online School Payment Facility



We have introduced a facility to allow you to pay school expenses securely online with your debit or credit card.

*****We would encourage ALL parents to avail of this facility*****

ACTIVATION – PLEASE ACTIVATE YOUR ACCOUNT AS PROMPTLY AS POSSIBLE:

- Click on the Easy Payments Plus button on the school's website.
- Select **Activate Account** on the menu at the top of the screen.
- You are asked for YOUR mobile phone number and YOUR surname.
- You will then receive an activation code via text message to your phone.
- Input this code together with your preferred email address and a password to activate your account.
- You can then use this email address and password to login and make payments.

PAYMENT

- Go to the school's website and select the Easy Payments Plus button.
- Login using the email address and password you input during account activation.
- Follow the instructions to select the item(s) to pay and enter your card details.
- You will receive a receipt via email for every payment you make.
- From then on you can login to your account at any time and look at payments you have made and any instalments you have setup.

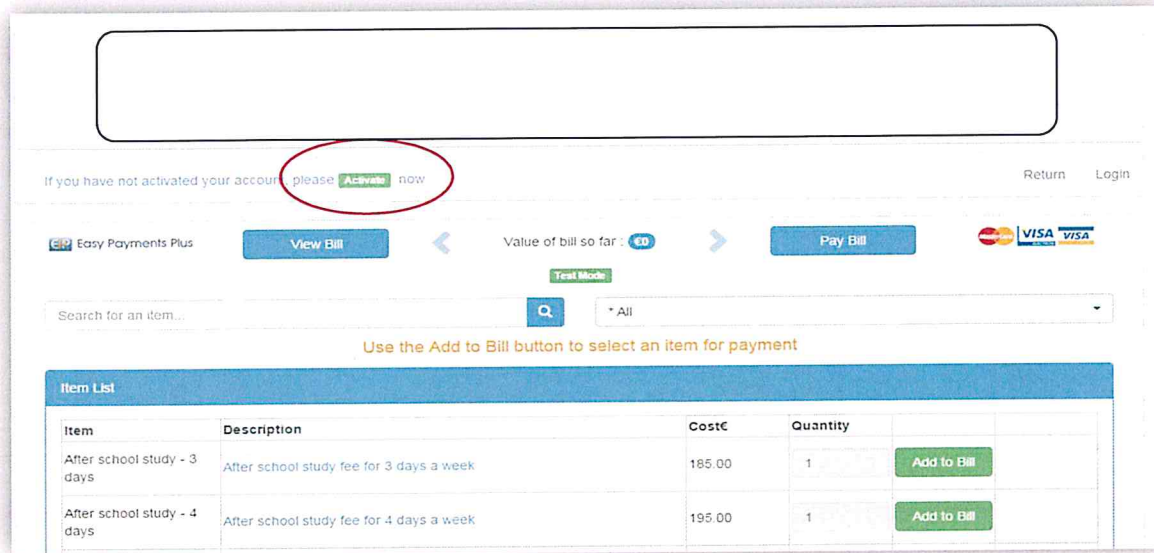
SECURITY

- All payments are processed using SSL (Secure Socket Layer) technology, which ensures the security of the transaction as it is being processed.
- All payments are processed by a PCI (Payment Card Industry) compliant payment processor, which ensures all card holder's data is managed securely.
- Easy Payments Plus has updated its policies, processes and procedures to ensure that student data is held in a GDPR compliant manner.

If you have any questions please do not hesitate to contact the school.

How does a parent activate their account?

1. Go to the school's website.
2. Click on **Activate** button.



If you have not activated your account, please **Activate** now

Return Login

Easy Payments Plus View Bill Value of bill so far: €0 Pay Bill

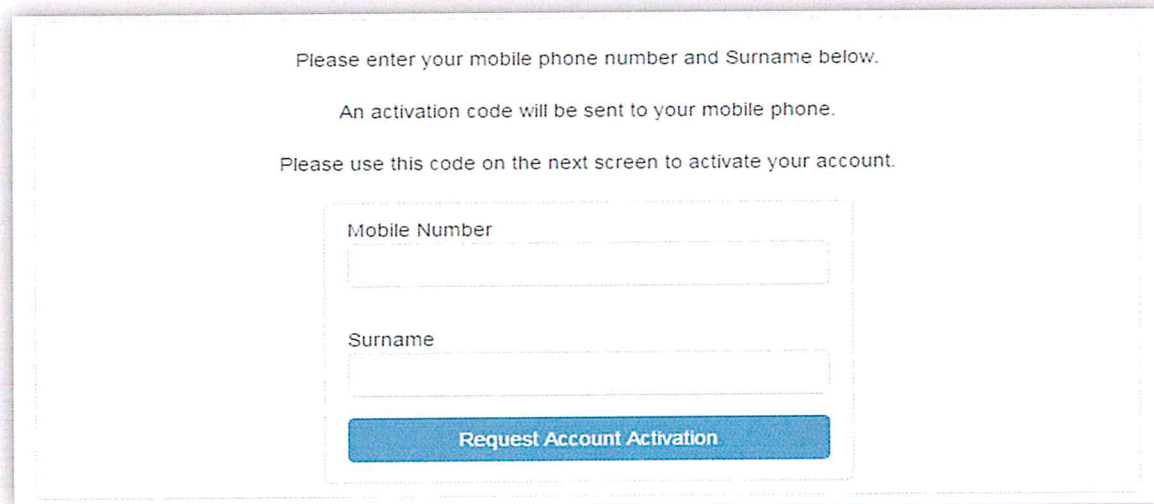
Test Mode

Search for an item... All

Use the Add to Bill button to select an item for payment

Item	Description	Cost€	Quantity	
After school study - 3 days	After school study fee for 3 days a week	185.00	1	Add to Bill
After school study - 4 days	After school study fee for 4 days a week	195.00	1	Add to Bill

3. Input mobile number and surname (as per the school's records).



Please enter your mobile phone number and Surname below.

An activation code will be sent to your mobile phone.

Please use this code on the next screen to activate your account.

Mobile Number

Surname

Request Account Activation

4. Easy Payments Plus will try to match the above data against the school's EPP database. If a match is successful, then the parent will be texted a code to their mobile phone.

5. The parent then completes their account activation by inputting the data on the screen below:

Mobile Number
0872856490

E-Mail Address

Activation Code

New Password

Retype New Password

ON
Tick if you want to receive text notifications from Demo Account Secondary Schools

ON
Tick if you want to receive email notifications from Demo Account Secondary Schools

ON
Select if you want to receive news and offers from Easy Payments Plus

Activate Account